



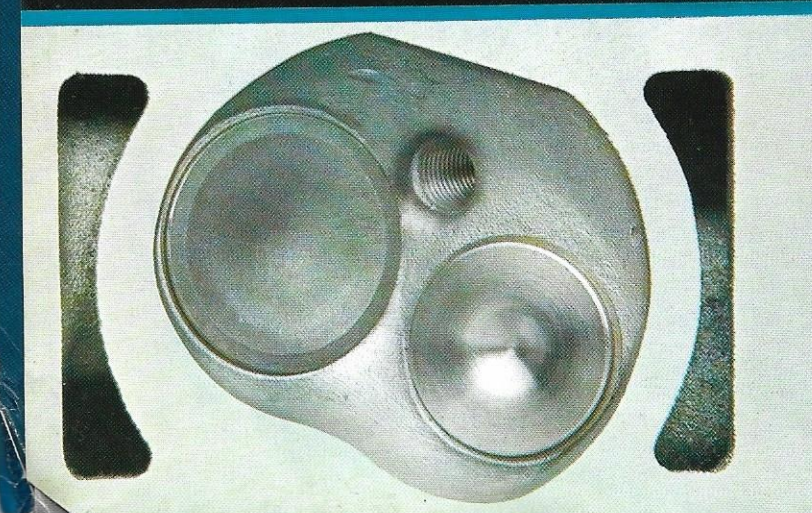






BMW 2002*turbo*








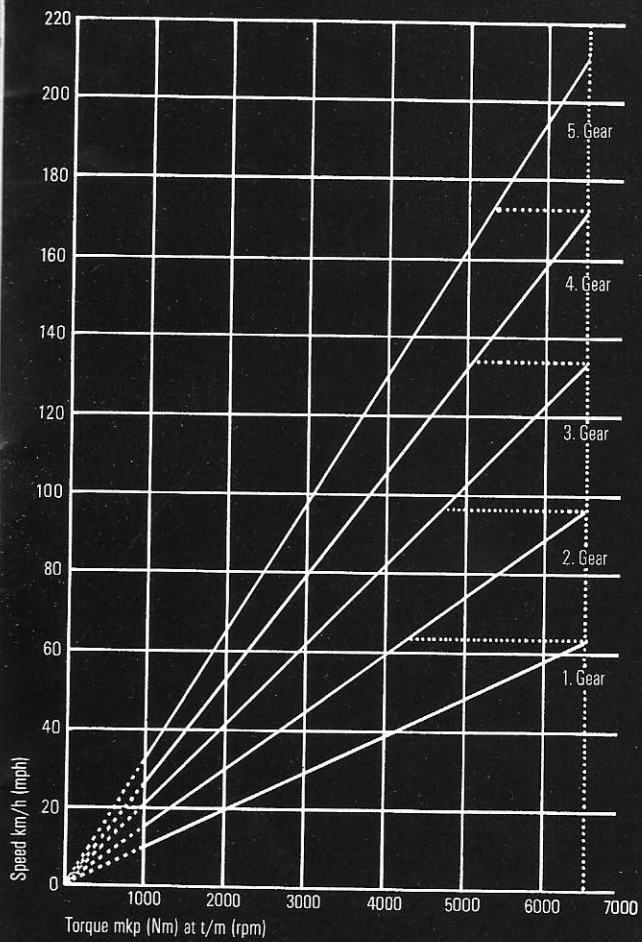












The „BMW Programmtest“ is also carried out on the BMW 2002 turbo by means of 2 standard built-in electronic contacts: inspection of the entire electric circuit and all electrical units. Assessment of motor coefficients, i. e. ignition, dynamic supercharge, exhaust. The results are gathered in an inspection report – the BMW Electronic Test Sheet: an indispensable basis for optimum and individual tuning of the engine.

The turbo-charger is not complicated and needs no additional service. The reliable inspection and service on the BMW 2002 turbo is as problem free and timesaving as the supply of original BMW parts. The BMW 2002 turbo coordinates with BMW-service. Worldwide. In over 100 countries.

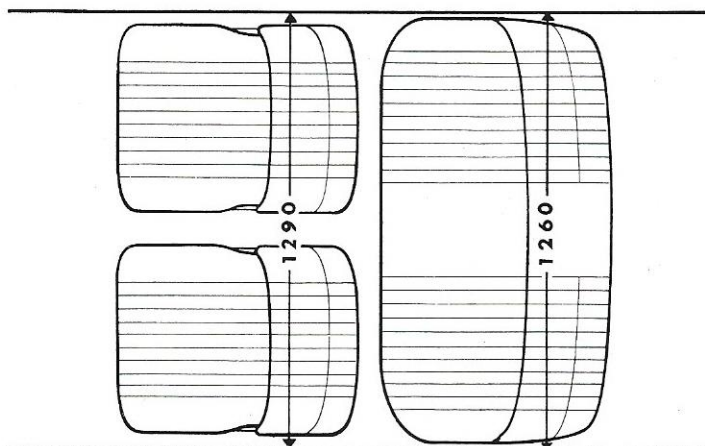
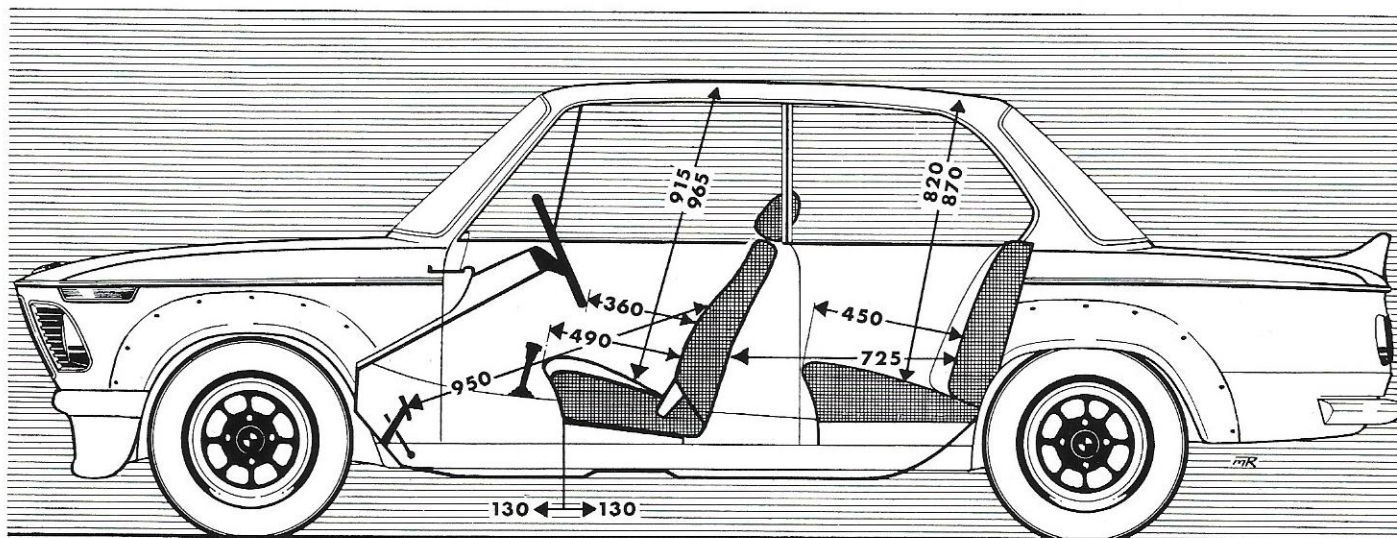
Technical data

BMW 2002 turbo

Dimensions:

Complete steel body welded to chassis. 2-doors. Front spoiler, rear spoiler, widened mudguards.

Length: 4220 mm (166.14")
 Width: 1620 mm (63.78")
 Height: (unladen) 1410 mm (55.51")
 Wheelbase: 2500 mm (98.43")
 Track front: 1375 mm (54.13")
 rear: 1362 mm (53.62")
 Turning circle: 10.40 m (34.1 ft)
 Door width: 1023 mm (40.30")
 Shoulder width front: 1290 mm (50.78")
 rear: 1260 mm (49.60")
 Luggage compartment: ca. 450 l (15.75 cu.ft.)
 Tank: ca. 70 l (15.4 Imp. gal.) ca. 6 l (1.32 Imp. gal.) reserve
 Unladen weight: 1080 kg (2381 lb)
 Load: 360 kg (794 lb)
 Total weight: 1440 kg (3175 lb)
 Total roof load: 75 kg (165 lb)



Technical data

BMW 2002 turbo

Engine capacity:

4-cylinder, 4-stroke in-line with exhaust gas turbo charger. Triple hemispherical swirl-action combustion-chambers, overhead cam-shaft, overhead valves in V-arrangement, pressure oil circulation with Eaton pump and full flow oil filter, water cooler, oil cooler

Crank-shaft with 5 main bearings and 8 counterweights.

Cylinder capacity 1990 cc (121.4 cu. in.)

Stroke: 80 mm (3.149")

Bore: 89 mm (3.504")

Output: 170 DIN HP (bhp) (125.0 kW) at 5800 t/m (rpm)

Torque: 24.5 mkg (245 Nm) at 4000 t/m (rpm)

Compression ratio: 6.9:1

Injection pump Kugelfischer PL 04

Ignition vacuum and centrifugal advance

3-phase current alternator 12 V 630 W

Battery 12 V 44 Ah

Gearbox: 4 speed blocking synchromesh gears I 3.764, II 2.09, III 1.32, IV 1.0; R 4.096

Rear axle ratio 3.36:1

Limited slip differential 40% locking

Maximum speed 211 km/h (131 mph)

Acceleration from 0 to 100 km/h (62.5 mph) in 6.9 sec.

Fuel consumption norm DIN 70 030 ca. 10.5 l (2.3 Imp gal)/100 km at 110 km/h (69 mph)

Chassis and brakes:

Front: spring struts and wishbones, rubber mounted, 180 mm (7.08") travel.

Rear: independent springs, semi-trailing arms, rubber mounted.

Coil springs and rubber auxiliary springs. Travel 180 mm (7.08"). Bilstein shock absorbers.

Torsion bar stabilizer front and rear

Steering system ZF Gemmer worm and roller, three piece track overall ratio 17.57:1

Rim 5½ Jx13 H2

Tyres: radial ply 185/70 VR 13

Dual twin-circuit system with braking power intensifier and pressure regulator.

Front: 4-piston fixed caliper disc brakes with automatic pad wear compensation, ventilated. Disc diameter 256 mm (10.08").

Rear: Simplex leading and trailing shoes. Handbrake mechanically operated and rear wheels. Ratio 250 mm (9.8")

Interior:

Heating and ventilation: fresh air high performance heater with cold and warm air mixing and fine temperature control, three stage blower, ventilation through slots at rear window, at quarter pillars and at waste-line.
Defroster for front and side windows.

Front fully winding down windows and swing windows. Rear hinged windows.

Instrument panel with speedometer, mileage and trip recorder, revolution counter, supercharger-pressure gauge, clock, fuel gauge, cooling water thermometer, cigar lighter.

Halogen H4 head lights (automatically switched off with ignition) 2 reversing lights, warning flashers, interior light, high volume horn, automatic windscreen washer, 2 speed wipers, control panel lighting on dimmers, control lights for battery, direction indicator, warn tug flasher, oil pressure, fuel, handbrake and headlamps.

Convenient stowage space: glove compartment beneath instrument panel, stowage box on middle console, pockets on both sides of rear seats. Safety ashtray in instrument panel, 2 ashtrays in rear, fitted carpet, armrests on doors, sport bucket seats in front, headrests in front, three point automatic safety belts.

Special fittings:

5-gears, sport rims 6 Jx13 H2, safety front windows, heated rear window, metallic paint, velour foot mats, lockable glove compartment, lockable fuel tank, steel sunroof, radios of different makes, 2 point safety belts in the rear, second exterior mirror.



BMW – Sheer driving pleasure

